

Year 6 Parents' Information Evening

Mrs Wright (6KW) and Mrs Evans (6BE)
With Mrs Thornbury and Mrs Glendinning

Year 6 Teaching Assistants- Mrs Simojoki, Mrs Gamble, Miss Kendall & Mrs Cocker



<https://www.facebook.com/orchardleajun>



Welcome

- ▶ Whole school routines
- ▶ Year 6 routines and expectations Inc. uniform and behaviour
- ▶ The Year 6 Curriculum
- ▶ Tracking progress
- ▶ Supporting your child at home

School Vision

- ▶ We are striving to create a bright future for all of our pupils by equipping them well.
- ▶ We provide learning that will enrich lives.
- ▶ We believe for all our pupils Lifelong learning matters.



Year 6

Year 6 is different to other junior school year groups because in this year we are focusing on getting the children ready for secondary school.

Our expectations of behaviour and work rise, as you would expect, so that when the children arrive at secondary school they will find the transition easier.



School Day

Some parts of school are very different this term, however, the children have adapted really well and we are very proud of their resilience.

- ▶ School starts at 8:40 am and finishes at 3:05 pm
- ▶ Please note that our morning session begins as soon as the children are registered and children missing this time miss out on valuable curriculum time and are less settled. We make the most of all our learning time.

Attendance

Numerous studies have shown that poor attendance has a direct negative effect on a child's education.

GCSEs may seem a long way off for you and your child but all absence at any stage leads to gaps in your child's learning. This in turn can:

- › mean that they fall behind in work
- › affect their motivation
- › affect their enjoyment of learning
- › lead to poor behaviour
- › affect their desire to attend school regularly
- › affect their confidence in school
- › mean they miss out on the social life of school and extra curricular opportunities and experiences
- › affect their ability to have or keep friendships.

When analysing SATs data, we found a direct link between poor attendance and lower than expected results.

If a child misses one day a week this equates to missing 2 years of schooling!

If children fall behind at primary school this will have a direct effect on how well they achieve in secondary education.



SATs

The latest information from the DfE is that SATs will be taking place in May 2021.

I will not be talking about the SATs now, there will be a separate meeting later in the year.

It is our policy not to talk about SATs a lot in school. We try to keep things very low key. We don't want children to become unnecessarily anxious. Obviously, the work we are doing is preparing children for the SATs, but at the same time we endeavour to provide your child with a broad, balanced and exciting curriculum.

Please do not give your children old SATs papers to work on, we use these throughout the year to gauge your child's progress and readiness for the tests and to diagnose any areas of weakness which we can then work on with your child.

Please do not request holidays during the SATs week or in the weeks prior to it. (Week beginning Monday 10th May)

School Uniform

- ▶ We believe that children who take care and pride in the way that they look also take care and pride in their work.
- ▶ The school encourages all pupils to identify with the school dress code as this engenders a sense of belonging. We ask for parental co-operation in ensuring that pupils are suitably dressed and that high standards regarding uniform will continue.
- ▶ Sensible footwear is required for school - No trainers are to be worn
- ▶ No Jewellery apart from watches and studs in pierced ears only should be worn to school. All jewellery is to be removed for P.E
- ▶ P.E kits need to be labelled and in school all week as, whilst we have agreed days for P.E, there are occasionally changes to the timetable.
- ▶ Make up and nail varnish are not permitted to be worn.
- ▶ In line with our secondary feeder school, extreme hairstyles are not encouraged.
- ▶ We really appreciate your co-operation in this matter.
- ▶ **Because of the need for ventilation in school, please make sure your child is wearing plenty of warm clothes.**

Year 6 Routines

Autumn Term 2020

| | | |
|------------------|------------------------------------|---|
| Monday | Maths taught in mixed class groups | |
| Tuesday | | PPA afternoon- classes will be taken by PE coach and Miss Laverick. |
| Wednesday | | |
| Thursday | | |
| Friday | Certificate Assembly- via Zoom | |


Homework

Whereas the rest of the school are focusing on reading for homework this term, we feel that it is an important part of getting Year 6 children ready for Year 7 to give them homework tasks in addition to reading. The homework will support the work your child is doing in school.

Homework will be given out on a Thursday and will be due back the following Tuesday.

Homework club will be held in 6KW every Friday lunchtime. So if your child is a bit reluctant to do homework this may be a good opportunity for them to do it, leaving your weekend Homework-free.

Behaviour Policy



The Curriculum

Exciting



Purposeful



Integrated



Yearly Overview

| Main Topics | | | | | |
|-----------------------|-------------------------------------|----------------|--------------|----------------|---------------|
| Ancient Greece | South America & The Maya | Macbeth | Holes | Arrival | Wonder |

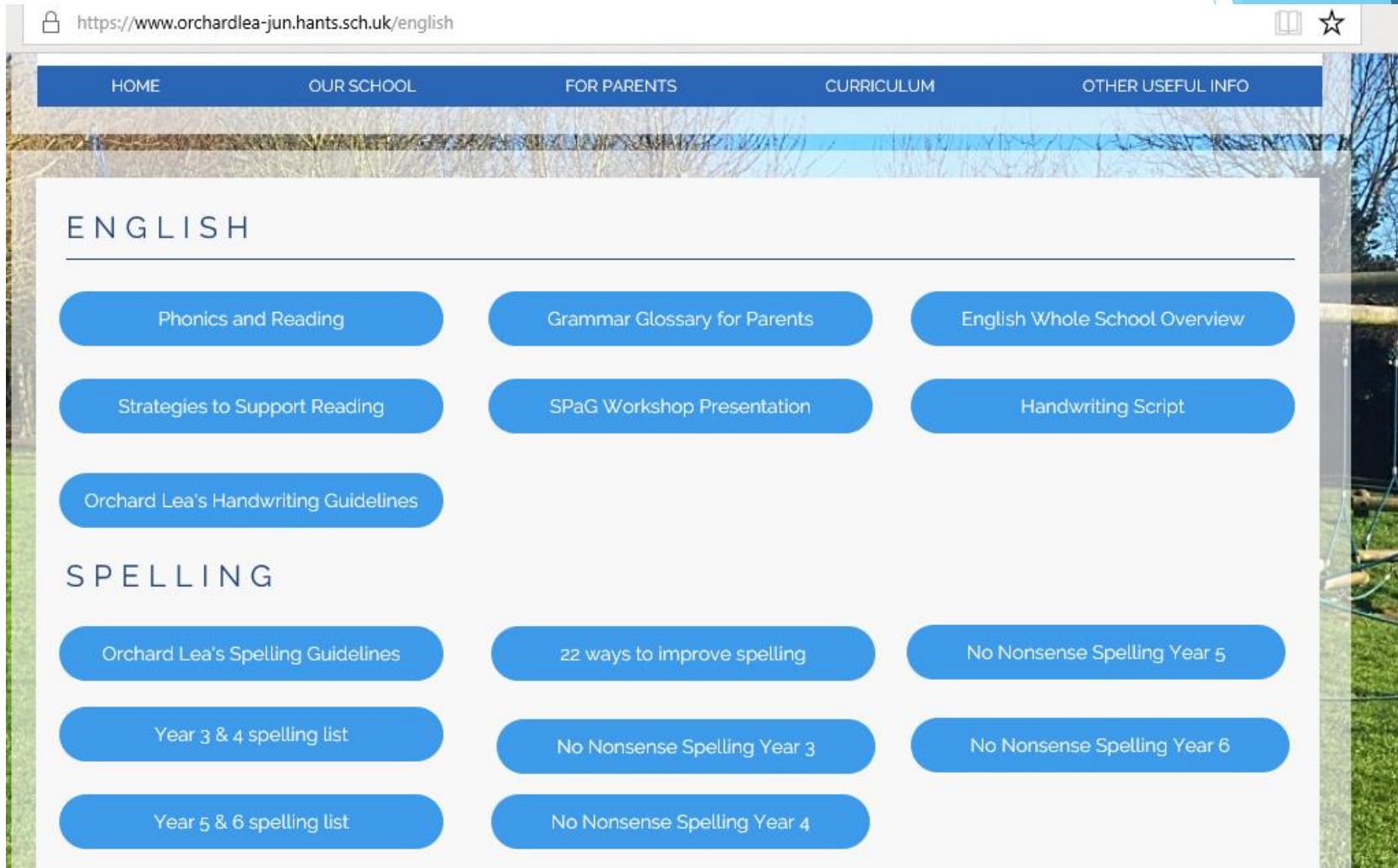
- ▶ Other topics will be integrated across the year
- ▶ If you have any expertise in any of these areas please let us know!
- ▶ Please do not read the books or watch the films prior to the end of the unit.

How will my child's progress be tracked?

- ▶ **Transition details from year 5**
 - ▶ Key information shared about the children
 - ▶ Targets shared
 - ▶ Last years assessment shared
 - ▶ Personal and social details shared
- ▶ **Formative assessment process**
 - ▶ On-going day to day assessment carried out to inform teaching
- ▶ **Summative assessment process**
 - ▶ Termly snapshot of where the children are



Supporting your child with English



The image shows a screenshot of a school website. At the top, there is a navigation bar with links for HOME, OUR SCHOOL, FOR PARENTS, CURRICULUM, and OTHER USEFUL INFO. Below this is a large white box with the heading 'ENGLISH' and a list of resource buttons. Underneath, there is a section for 'SPELLING' with another list of resource buttons. The background of the website is a photograph of a schoolyard with trees and a fence.

https://www.orchardlea-jun.hants.sch.uk/english

HOME OUR SCHOOL FOR PARENTS CURRICULUM OTHER USEFUL INFO

ENGLISH

- Phonics and Reading
- Grammar Glossary for Parents
- English Whole School Overview
- Strategies to Support Reading
- SPaG Workshop Presentation
- Handwriting Script
- Orchard Lea's Handwriting Guidelines

SPELLING

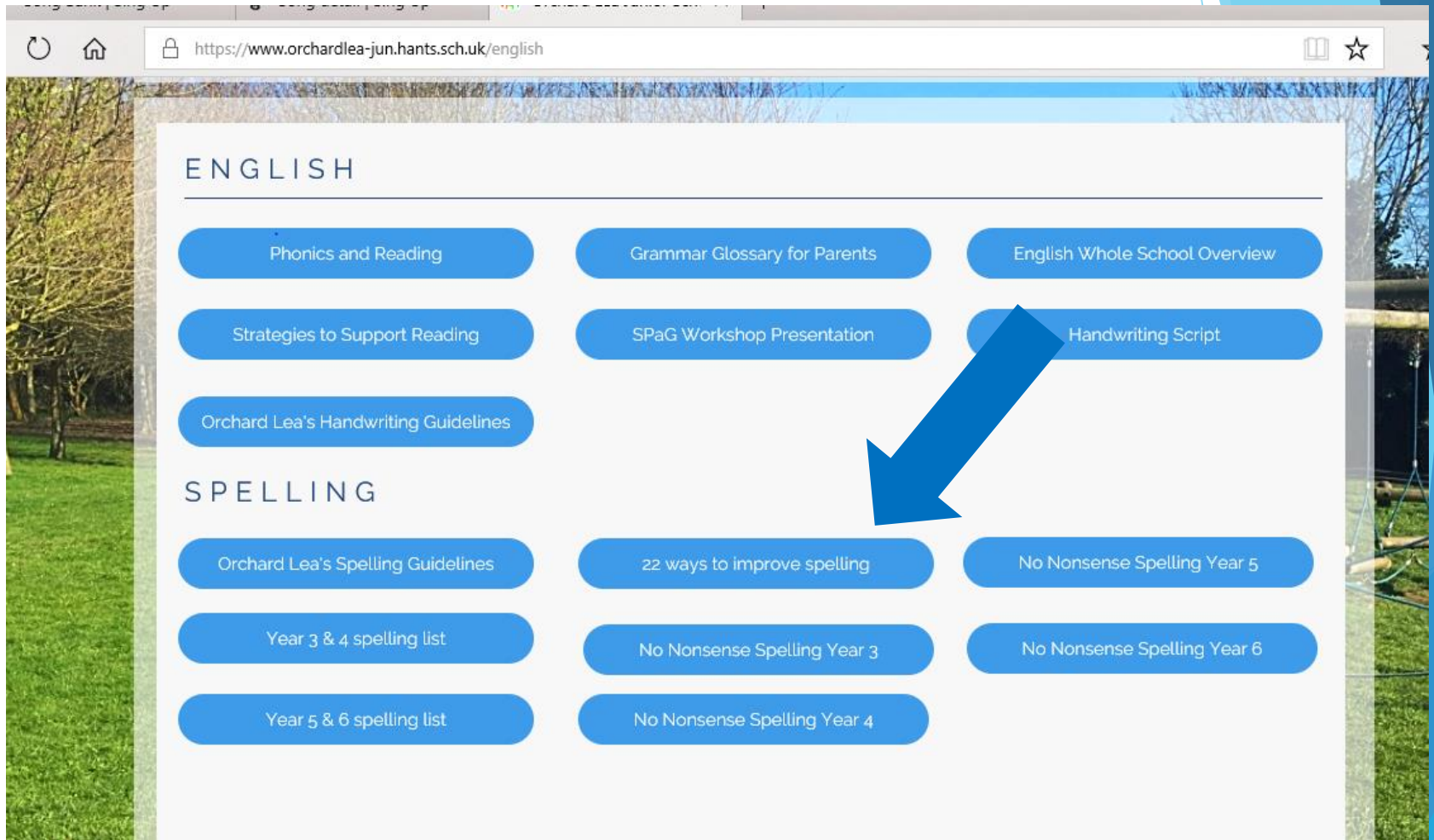
- Orchard Lea's Spelling Guidelines
- 22 ways to improve spelling
- No Nonsense Spelling Year 5
- Year 3 & 4 spelling list
- No Nonsense Spelling Year 3
- No Nonsense Spelling Year 6
- Year 5 & 6 spelling list
- No Nonsense Spelling Year 4

Spellings

- ▶ Spelling is taught across the week by the class teacher.
- ▶ Focus on learning rules, spelling patterns and the Year 5/6 spelling words.
- ▶ Children will be taught different strategies for spelling.
- ▶ List of statutory spellings were given out at the end of Year 5. Spares are available.
- ▶ Subscription to spelling shed.



22 ways to improve spelling



The screenshot shows a web browser window with the URL <https://www.orchardlea-jun.hants.sch.uk/english>. The page content is organized into two main sections: ENGLISH and SPELLING. The ENGLISH section includes buttons for Phonics and Reading, Grammar Glossary for Parents, English Whole School Overview, Strategies to Support Reading, SPaG Workshop Presentation, Handwriting Script, and Orchard Lea's Handwriting Guidelines. The SPELLING section includes buttons for Orchard Lea's Spelling Guidelines, 22 ways to improve spelling, No Nonsense Spelling Year 5, Year 3 & 4 spelling list, No Nonsense Spelling Year 3, No Nonsense Spelling Year 6, Year 5 & 6 spelling list, and No Nonsense Spelling Year 4. A large blue arrow points from the 'Handwriting Script' button in the ENGLISH section down to the '22 ways to improve spelling' button in the SPELLING section.

ENGLISH


- Phonics and Reading
- Grammar Glossary for Parents
- English Whole School Overview
- Strategies to Support Reading
- SPaG Workshop Presentation
- Handwriting Script
- Orchard Lea's Handwriting Guidelines

SPELLING


- Orchard Lea's Spelling Guidelines
- 22 ways to improve spelling
- No Nonsense Spelling Year 5
- Year 3 & 4 spelling list
- No Nonsense Spelling Year 3
- No Nonsense Spelling Year 6
- Year 5 & 6 spelling list
- No Nonsense Spelling Year 4

Example ideas.....

Rainbow words. Write your spelling words out several times using a different colour each time.



Words without consonants. Write your spelling words on a list, but replace all the consonants with a line. Then go back to the beginning of your list and see if you can fill in the correct missing consonants.



Across and down. Write each word across and down, sharing the beginning letter.

Example: when

h
e
n

Connect the dots. Write your spelling words using dots. Connect the dots you've drawn by tracing over them with a coloured pencil.

National

Secret Agent. Number the alphabet from 1-26. example: a=1 b=2 c=3, etc. Then convert your words to a number code. You must write the actual spelling word next to the "code word".



Reading Records

- ▶ Obviously due to the current situation, we are not using Reading Records. However, we still expect children to read for at least 15 minutes Five times each week.

The Maths Curriculum for Year 6

**Number -
number
and place
value**

**Number -
addition and
subtraction
(including
algebra)**

**Number -
multiplication
and division
(including algebra,
ratio and
proportion)**

**Number -
fractions
(including
decimals)**

Measurement

**Geometry
-
properties
of shapes**

**Geometry
- position
and
direction**

Statistics

Supporting your child with Maths

https://www.orchardlea-jun.hants.sch.uk/maths



MATHS

This booklet is written to help parents using the maths methods taught in school

[Helping your Child with Maths at OLJS](#)

[Maths Workshop Handout November 2017](#)

[National Curriculum for Maths](#)

[National Curriculum Programme of Study for Maths](#)

[National Curriculum objectives by domain](#)

[Maths End of Year Expectations](#)

Useful Links

[MyMaths](#)

[Top Marks - Maths games](#)

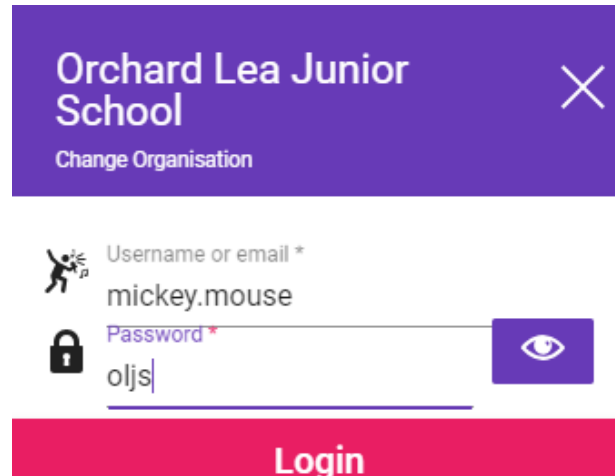
[Maths Zone - Maths games](#)

[Helping at home with Maths](#)

Times Table Rockstars

When it comes to times tables, speed AND accuracy are important - the more facts your child remembers, the easier it is for them to do harder calculations.

To be a Times Table Rockstar you need to answer any fact up to 12 x 12 in less than 3 seconds!



Orchard Lea Junior School
Change Organisation

Username or email *
mickey.mouse

Password *
oljs

Login

- Essential that your child practises as often as possible
- Short bursts are more effective than hours once a week



How can you support your child at home?

- ▶ Support with home learning
- ▶ Support with times tables
- ▶ Support with spellings
- ▶ Reading at home
- ▶ Encouraging independence
- ▶ Links to games on websites

Please contact us via class emails if you have ANY concerns.



Communication

- ▶ Home-school agreement
- ▶ 2-way communication very important
- ▶ Class emails- 6KW@ojs1.co.uk and 6BE@ojs1.co.uk
- ▶ Parents evenings - Should have already received information about this. It is vital that everyone keeps to 10 minute time slots. Fingers crossed the technology works!
- ▶ Parent mail, all information unless it has a reply slip
 - let the office know if you'd prefer a paper copy/do not receive this
- ▶ Social media - Facebook, School Website
- ▶ Any concerns please do not hesitate to contact us



ANY QUESTIONS?

