







Want to stretch yourself and try a new challenge at home? Have a go at one of these language challenge tasks!

<p>Design a bag from newspaper. You can only use sellotape, glue, string or staples to join parts together.</p> 	<p>Use recycled products to make a catapult.</p>  <p>Please use it safely and make sure there is nothing in the firing zone!!</p>	<p>Make a model boat using recycled products. Your boat must float and be able to hold a small toy such as a lego figure.</p> <p>What items could you find in your house which float?</p> 	<p>Build a bridge from newspaper. You can only use sellotape, glue, string or staples to join parts together.</p> <p>What shapes could you use to make your bridge strong?</p> 	<p>If you like cooking, why not bake something and then design the packaging for your food item?</p> <p>Think about your knowledge of nets and think about how to protect the food.</p> 	<p>Make your own sock puppet.</p> <p>You could use buttons, ribbons, card, pom poms.</p> <p>Be careful using needles and scissors.</p> <p>You could create a puppet show for your family with props and a background.</p> 
<p>Use building blocks or Lego to create a sculpture or a tower. How tall can you make it? How will you make it strong at the bottom?</p>	<p>Create a board game to practise your Maths skills. You will need to design and make the board, counters or cards, a dice and a box or bag to hold the game.</p>	<p>Create a marble run from a cereal box and other pieces of cardboard, straws, toilet roll tubes.</p>	<p>Design your own pizza toppings for a family meal time.</p> <p>You could use pre-made pizza bases, make your own dough or you could use a tortilla wrap as the base.</p>	<p>Recycle and upcycle!</p> <p>Can you add a new lease of life to an old item of clothing?</p> <p>Perhaps you could add some decoration or alter it in some way?</p> <p>Make sure you ask an adult for permission first.</p>	<p>Wacky races!</p> <p>Use old boxes, bottle tops, plastic bottles or anything else you can find to create a car. How can you modify it to make it go even faster?</p> <p>Have a race with a friend!</p>

There are some video clips on BBC Bitesize you may find interesting if enjoy creating things.

<https://www.bbc.co.uk/teach/class-clips-video/art-and-design-ks2-design-challenge/zdc3wty>

<https://www.bbc.co.uk/teach/ks2-design-and-technology/zvb8hbk>